



1991 -- 3rd Quarter Newsletter

The Western North Carolina Dulcimer Collective is a member-supported group of players of mountain and hammered dulcimers, and those who enjoy listening to dulcimers and/or playing other traditional instruments with them. The group meets once per month to share tunes and information. Dues are \$5.00 per year payable to Carl Cochrane, 12 Pheasant Dr, Asheville, NC 28803.

This Quarter's Music

First, about last quarter's music... My apologies to you folks who play in "Ionian" - my version of "Old Joe Clark" didn't work for you! Someone did point out, however, that if you play the "Mixolydian" melody line on your **bass** string, you will be playing the right melody. (It just won't have much harmony from the droning strings. Sorry about that!)

This month I have changed the way I arrange the music, and I **have** checked it in "Ionian"! I had a request to put a more complete arrangement of at least one song in each newsletter, and I saw it as a challenge! So, you have a full arrangement for **every** song this month. However, if you don't feel comfortable with chording, you can always play the melody line in either tuning and let the rest drone, as before. (This actually will help me learn more about dulcimers, too, as I haven't before tried to come up with chorded arrangements in "Ionian". See, we all learn!)

This Quarter's "Extra Stuff"


I teach a class in Mountain Dulcimer at Blue Ridge Community College which runs for nine weeks. Last quarter we had it scheduled for ten weeks, so I had to come up with some extra material. Page two of this newsletter is one of the things I came up with. It's helped me figure out fast bagpipe tunes that I had no hope of ever figuring out otherwise! (Maybe we'll put the other handout in the next newsletter, if you don't boot me out because of this one!)

The basic idea is to start out with a very rough idea of how a song's notes go up and down, and gradually refine it until you are able to use it to play the song. Just make sure you're using a tape copy of what you want to learn - I'd hate to run my only copy back and forth through a tape recorder this much!


Learning a Piece By Ear

Start by drawing a line to represent the "key" tone. (For "Cluck Old Hen" played in D-minor it would be "D", or in the mountain dulcimer "Aeolian" tuning of D-A-C, the first fret.) Listen to the song, and roughly draw a line for each note, just going up when the melody line goes up, down when it goes down, etc. Don't worry too much about the exact note position the first time through. Use a tape copy of the song, and stop every few notes to mark them down. If it goes too fast, make a guess and go back over the section until it looks right.

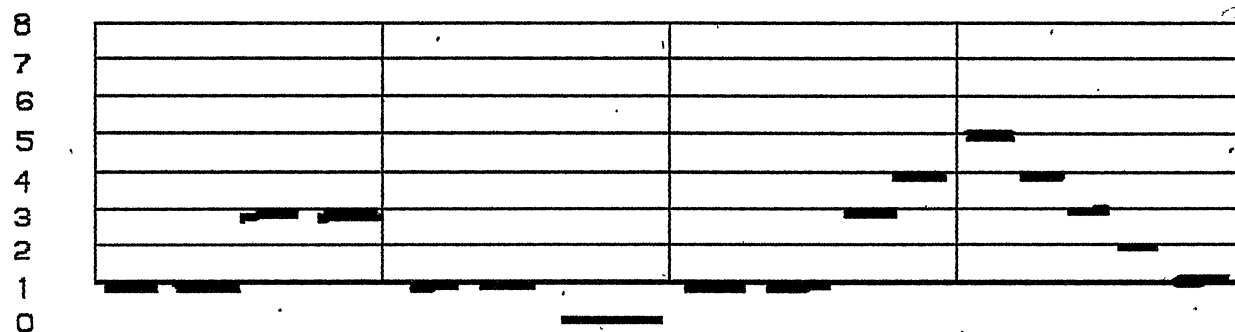

A:



B:



Once you have a "rough draft" of how the song goes, lay out a chart like the one below. Make a thicker line for the "key" note ("D" in the example above), Make lines for 5-7 notes above it, depending on how high the piece goes, and number them on the left side. Mark off measures on the paper, but don't worry about the exact timing. Hum the melody to yourself, from your rough draft. Decide how the melody breaks into 3-to-8 note segments, and call them measures. Then hum the scale to yourself, or play it on your dulcimer. Decide where the first note should go - finding the first note is usually the hardest! Then, continue from your "rough draft". When you're done, play it and make adjustments until it sounds right to you!



Jacob's Ladder

Mountain Dulcimer: D-A-dd and D-A-AA

Arrangement: Steve Smith

	D		D		A
Notes	D D - -	F# F# - -	A A - -	G E - -	- - - -
D	0 0	0 0	0 0	1 1	- -
A	3 3	2 2	1 1	0 0	- -
dd	0 0 - -	2 2 - -	4 4 - -	3 1 - -	- -
D	4 4	7 7	9 9	8 4	- -
A	0 0	0 0	0 0	0 0	- -
AA	3 3 - -	5 5 - -	7 7 - -	6 4 - -	- -

	A		G		D
E E - -	G G - -	B B - -	A F# - -	- - - -	- - - -
1 1	0 0	0 0	0 0	- -	- -
0 0	3 3	2 2	3 3	- -	- -
1 1 - -	3 3 - -	5 5 - -	4 2 - -	- -	- -
4 4	8 8	10 10	9 7	- -	- -
0 0	0 0	0 0	0 0	- -	- -
4 4 - -	6 6 - -	8 8 - -	7 5 - -	- -	- -

	D		G		D
A A - -	D A - -	B C# - -	D A - -	- - - -	- - - -
0 0	0 0	0 0	0 0	- -	- -
5 5	5 5	6 6	5 5	- -	- -
4 4 - -	7 4 - -	5 6+ - -	7 4 - -	- -	- -
9 9	9 9	10 10	9 9	- -	- -
0 0	0 0	0 0	0 0	- -	- -
7 7 - -	10 7 - -	8 9 - -	10 7 - -	- -	- -

	D	A	D		
F# F# - -	G A - -	D - - - -	- - - -	- - - -	- - - -
0 0	1 1	0	0	- -	- -
0 0	0 0	0	0	- -	- -
2 2 - -	3 1 - -	0 - - - -	- - - -	- - - -	- - - -
7 7	4 4	0	0	- -	- -
0 0	0 0	0	0	- -	- -
5 5 - -	6 4 - -	3 - - - -	- - - -	- - - -	- - - -

Wildwood Flower

Mountain Dulcimer: D-A-dd and D-A-AA

Arrangement: Steve Smith

	D						A			D								
♩	F#	G	A	-	B	D	F#	-	G	F#	E	-	F#	E	D	-	F#	G
D-A-dd	0	0	0	0	0	0	0	0	0	0	0	0	0	0	0	0	0	0
	3	4	5	6	7	3	4	3	2	3	2	3	3	4	3	3	4	4
	2	3	4	5	7	2	3	2	1	2	1	0	2	3	0	2	3	3
D-A-AA	7	8	9	10	10	7	7	7	4	4	4	0	7	8	0	7	8	8
	0	0	0	0	0	0	0	0	0	0	0	0	0	0	0	0	0	0
	5	6	7	8	10	5	6	5	4	5	4	3	5	6	3	5	6	6

	D						A			D						
♩	A	-	B	D	F#	-	G	F#	E	-	F#	E	D	-	A	D
	0	0	0	0	0	0	0	0	0	0	0	0	0	0	0	0
	5	6	7	3	4	3	2	3	2	3	2	3	5	5	3	5
	4	5	7	2	3	2	1	2	1	2	1	0	4	7	0	7
	9	10	10	7	7	7	4	4	4	4	4	0	9	9	0	9
	0	0	0	0	0	0	0	0	0	0	0	0	0	0	0	0
	7	8	10	5	6	5	4	5	4	4	4	3	7	10	3	10

	D						G			D						
♩	F#	-	F#	E	D	-	A	A	B	-	D	B	A	-	D	E
	0	0	0	0	0	0	0	0	0	0	0	0	0	0	0	0
	7	7	6	5	5	5	6	6	6	6	6	5	3	2	5	3
	9	9	8	7	4	4	5	7	5	5	5	4	0	1	4	1
	11	11	10	9	9	9	10	10	10	10	10	9	2	3	9	3
	0	0	0	0	0	0	0	0	0	0	0	0	0	0	0	0
	12	12	11	10	7	7	8	10	8	8	8	7	3	4	7	4

	D						A			D				
♩	F#	-	F#	F#	F#	A	-	F#	E	-	F#	E	D	-
	0	0	0	0	0	0	0	0	0	0	0	0	0	0
	3	3	3	3	5	3	2	3	2	3	2	3	3	3
	2	2	2	2	4	2	1	2	1	2	1	3	0	0
	4	4	4	4	7	4	4	4	4	4	4	0	0	0
	0	0	0	0	0	0	0	0	0	0	0	0	0	0
	5	5	5	5	7	5	4	5	4	4	4	3	3	3

Sweet Hour of Prayer

Mountain Dulcimer: D-A-dd and D-A-AA

Arrangement: Steve Smith

	D					G					D					A				
Notes	D	F# - G	A - A	A - A	B - C#	D - B	D - B	A - F#	F# E D	F# E D	E - F#	E - F#	E - D	E - D	E - D	E - D	E - D	E - D		
D-A-dd	0 0 0	0 3 2	0 4 3	0 5 4	0 5 4	0 6 5	0 7 6+	0 8 7	0 6 5	0 5 4	0 3 2	0 3 2	0 2 1	0 3 2	0 2 1	0 3 2	0 2 1	0 3 2		
D-A-AA	0 0 3	4 0 5	5 0 6	7 0 7	7 0 7	10 0 8	11 0 9	12 0 10	10 0 8	9 0 7	4 0 5	4 0 5	3 0 4	2 0 3	2 0 4	3 0 5	4 0 6	3 0 4		

	D					G					D					D				
Notes	F# - G	A - A	A - A	B - C#	D - B	D - B	A - F#	F# E D E	F# E D E	F# - E	F# - E	D - A	D - A	D - A	D - A	D - A	D - A	D - A		
D-A-dd	0 3 2	0 4 3	0 5 4	0 5 4	0 6 5	0 7 6+	0 8 7	0 6 5	0 5 4	0 3 2	0 3 2	0 2 1	0 2 1	0 3 2	0 2 1	0 3 2	0 3 2	0 3 2		
D-A-AA	4 0 5	5 0 6	7 0 7	7 0 7	10 0 8	11 0 9	12 0 10	10 0 8	9 0 7	4 0 5	4 0 5	3 0 4	2 0 3	3 0 4	4 0 5	4 0 5	0 0 3	9 0 7		

	D			G			D			D			G			D			A		
Notes	D - C#	D - B	D - B	A - F#	A - A	A - A	D - C#	D - B	D - B	A - F#	A - F#	E - D E	E - D E	E - D E	E - D E	E - D E	E - D E	E - D E	E - D E	E - D E	E - D E
D-A-dd	0 5 7	0 6 7	0 6 5	0 3 4	0 3 4	0 5 4	0 5 7	0 5 6+	0 6 5	0 6 4	0 3 2	0 3 2	0 6 7	0 6 5	0 3 4	0 3 2	0 3 2	0 2 1	0 2 1	0 2 1	0 2 1
D-A-AA	9 0 10	9 0 10	10 0 10	10 0 8	10 0 7	10 0 7	9 0 10	7 0 9	7 0 10	9 0 10	9 0 10	9 0 7	10 0 10	10 0 8	9 0 7	7 0 5	7 0 5	4 0 3	4 0 3	2 0 1	3 0 4

	D					G					D					D				
Notes	F# - G	A - A	A - A	B - C#	D - B	D - B	A - F#	F# E D E	F# E D E	F# - E	F# - E	D -	D -	D -	D -	D -	D -	D -		
D-A-dd	0 3 2	0 4 3	0 5 4	0 5 4	0 6 5	0 7 6+	0 8 7	0 6 5	0 5 4	0 3 2	0 3 2	0 2 1	0 2 1	0 3 2	0 2 1	0 3 2	0 3 2	0 3 2		
D-A-AA	4 0 5	5 0 6	7 0 7	7 0 7	10 0 8	11 0 9	12 0 10	10 0 8	9 0 7	4 0 5	4 0 5	3 0 4	2 0 3	3 0 4	4 0 5	4 0 5	0 0 3	0 0 3		

MEETING HOSTS/HOSTESSES

The following people have volunteered to host the upcoming meetings. We always need volunteers - you will need to show up about 1/2 hour early to make sure everything is set up. You will also need to arrange for refreshments (but not necessarily bring them).

July 14, 1991 - Doris Coulter
August 11, 1991 - Jack and Joan Resor
September 8, 1991 - Walt Coddington

MEETING LOCATION/TIME

We are still meeting at Crowfield's Condominiums in Skyland.
Look for the BIG sign out front - you can't miss it!

**Second Sunday of each month from 2:30-5:00 at
Crowfield's Condominiums Clubhouse, Hwy 25, Skyland
(1st building on the left as you go in.)**

Directions from the North and East: Take Highway 25 South from I-40. 1 mile South of the Blue Ridge Parkway, Crowfield's will be on your right, across from Turtle Creek Shopping Center.

Directions from the South and West: Take I-26 to Exit#6, "Skyland". Go East to Highway 25. Turn left and go about 1-1/2 miles. Crowfield's will be on your left, across from Turtle Creek.

Western North Carolina
Dulcimer Collective
c/o Steve Smith
607 East Blue Ridge Road
East Flat Rock, NC 28726